








Curitiba

Ref.							
H 5719	10	12	31,5	59,7	25,4	GCM I 15/415	-
H 5723	35	37	86,5	75,6	38	GCM I 22/410	-

